

# SENSOR SOLUTIONS


Designed for Applications In:

» AUTOMOTIVE

» INDUSTRIAL

» MEDICAL


» CONSUMER




POSITION SENSING



HMI



CURRENT SENSING




**MPS**  
MonolithicPower.com

# Quality Assurance & Reliability Commitment

The MPS Quality Assurance organization develops, coordinates, and champions strategic quality initiatives throughout MPS Inc., its foundries, and subcontractors. Its mission is to enable MPS to design, develop, manufacture, and deliver products to our customers with world-class quality and reliability that meet and exceed our customers' expectations.

## MPS and Its Supplier Quality Systems and Certificates:

- ISO9001:2008 (MPS)
- EU RoHS/HF/REACH Compliant (MPS)
- Sony Green Partner (MPS & Suppliers)
- TS16949 (Suppliers)
- ISO14001 (Suppliers)
- Current Sensor UL Certification # CA-11398-UL 

## Product Quality:

- Automotive Products Qualified per AEC-Q100 Standard
- Standard Products Qualified per JEDEC and Military Standards
- Reliability Failure Rate <10FIT
- Product Quality Level <1.0ppm

## Quality Control and Monitoring:

- On-Site Foundry and Assembly Teams for Real-Time Actions
- Quarterly Supplier Quality Review and Annual Supplier Audit
- Short-Term Reliability Monitor Test – Daily
- Long-Term Reliability Monitor Test – Monthly
- Real-Time Engineering Actions on Monitor Failure
- Quarterly Reliability Monitor Reports



# In This Guide

## Product Overview

MagAlpha Position Sensors .....	4
Current Sensors .....	5

## Automotive

Sensors for Motor Position/Speed Control and Current Sensors .....	6
Body Electronics .....	8
Power Management .....	8
Thermal Management .....	9
Interior Cabin Control and Car Audio .....	9
Power Steering .....	10
Automotive Product Selector Guide .....	11

## Industrial Building & Factory Automation

Safety & Security .....	12
Power Management .....	13
Thermal Management .....	13
Climate & Energy Efficiency .....	14
Industrial Automation .....	15

## Medical Technology

Lab Automation .....	16
Surgical Robotics .....	17
Automated Motorized Equipment .....	18

## Consumer Products

Mobile Phones & Laptop Computers .....	19
Battery-Powered Hand Tools .....	20
E-Bikes & Scooters .....	21

## Comprehensive Product Selector Guide

Coreless Integrated Current Sensors .....	22
Position Sensor Magnets .....	23
MagVector™ 3D Magnetic Position Sensors .....	23
MagAlpha™ Magnetic Position Sensors .....	24

## Contact & Ordering

About Monolithic Power Systems .....	26
Contact & Ordering .....	27

# MagAlpha Position Sensors

## Advantages of MagAlpha Angle Sensors:

- » Instantaneous, Absolute Angle Sensing
- » High Resolution
- » Low INL as Low as 0.5° (0.1°) over Temp and Reflow
- » High Bandwidth Up to 21kHz
- » Factory Calibration Eliminates In-System Calibration
- » Ideal for Battery-Powered Applications: <math><0.5\mu\text{A}</math> Idle Current
- » Smallest Footprint: UTQFN-14 (2mmx2mmx0.6mm)
- » Flexible Sensor Location: End-of-Shaft (On-Axis) or Side-Shaft (Off-Axis)

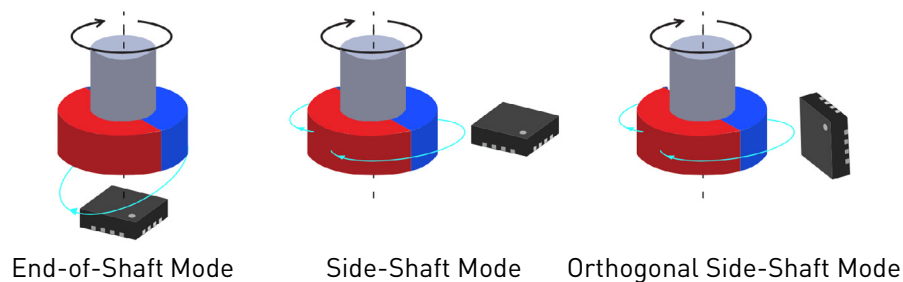
MagAlpha sensors utilize an array of Hall plates that are sampled successively at very high speeds in such a way that the signal phase represents the angle to be measured. The “phase-to-digital” SpinAxis™ technique captures the angle instantaneously every 1μs without the need for traditional analog-to-digital conversion or arc tangent calculation. This means that the sensor is able to operate across a wider magnetic field range (typically 30mT to 150mT), giving greater flexibility and tolerance for magnet positioning.

The fast Hall sampling and subsequent digital conditioning result in very low latency, from Hall array sampling to the data availability at the sensor output. The typical latency is between 1μs to 8μs at a constant rotation speed, depending on the part number, allowing MagAlpha sensors to operate in systems with high rotation speeds, or in systems that require fast position control loops. Rotation speeds from 0rpm to more than 100,000rpm are possible.

## Side-Shaft Capability

MagAlpha sensors support both end-of-shaft and side-of-shaft topologies. In end-of-shaft, the sensor is placed directly below the magnet connected to the rotating shaft. This topology offers the best performance, but is not always mechanically convenient because the end of a rotating shaft may not be accessible. For example, in a motor, it may be hidden by the shaft bearing, or driving into a gearbox.

Side-shaft topology allows the magnet to be placed to the side of a ring magnet, mounted on the rotating shaft. This is advantageous for many designs, as the ring can be located anywhere on the shaft, which allows the sensor to be embedded more easily within the motor or product casing. MagAlpha sensors include dedicated bias trimming registers for side-shaft applications. When the sensor is placed in a side-shaft configuration, the unique bias trimming enables the sensor to measure irregular magnetic fields and output a linear response across the full angle range without in-system calibration (see Figure 1).




**Figure 1: Magnet and Sensor Positioning**

# Current Sensors

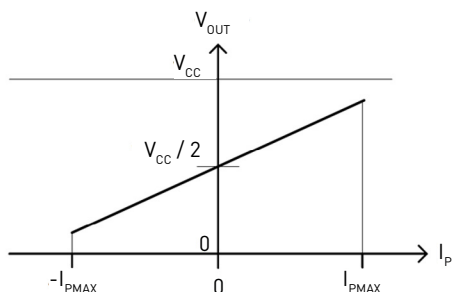
## Advantages of MPS Current Sensors:

- » Complete Isolated Current Sensor in a Small SOIC-8 (5mmx6.2mm) Package
- » Single IC Is Simple and Cost-Effective to Design In
- » Ultra-Small QFN-12 (3mmx3mm) for Non-Isolated Applications
- » Wide Current-Sensing Range from  $\pm 5A$  to  $\pm 50A$ , AC or DC
- » Low Conductor Resistance for Low Power Loss:  $0.9m\Omega$
- »  $\pm 2.5\%$  Accuracy over Temp, Factory-Trimmed
- » Immune to Stray Magnetic Fields via Differential Sensing
- » No Magnetic Hysteresis



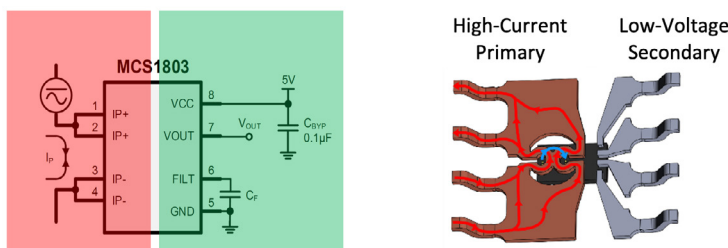
MPS current sensors integrate galvanic isolation, high-voltage continuous operation, and high-current sensing into a small, industry-standard SOIC-8 package. Our current sensors utilize an array of differential, linear Hall sensors that pick up the target induced magnetic field from the primary conductor while rejecting unwanted stray fields. This makes our current sensors ideal for use in magnetically noisy environments. In addition, the low resistance of the integrated conductor results in improved efficiency and reduced power loss compared to a traditional shunt resistor solution.

The low-resistance primary conductor allows current to flow near the sensor IC. The current generates a magnetic field, which is sensed at two different points by the integrated Hall sensors. The magnetic field difference between these two points is converted into a ratiometric voltage proportional to the applied current (see **Figure 2**). MPS's unique spinning current technique provides a low offset that remains stable across a wide temperature range.



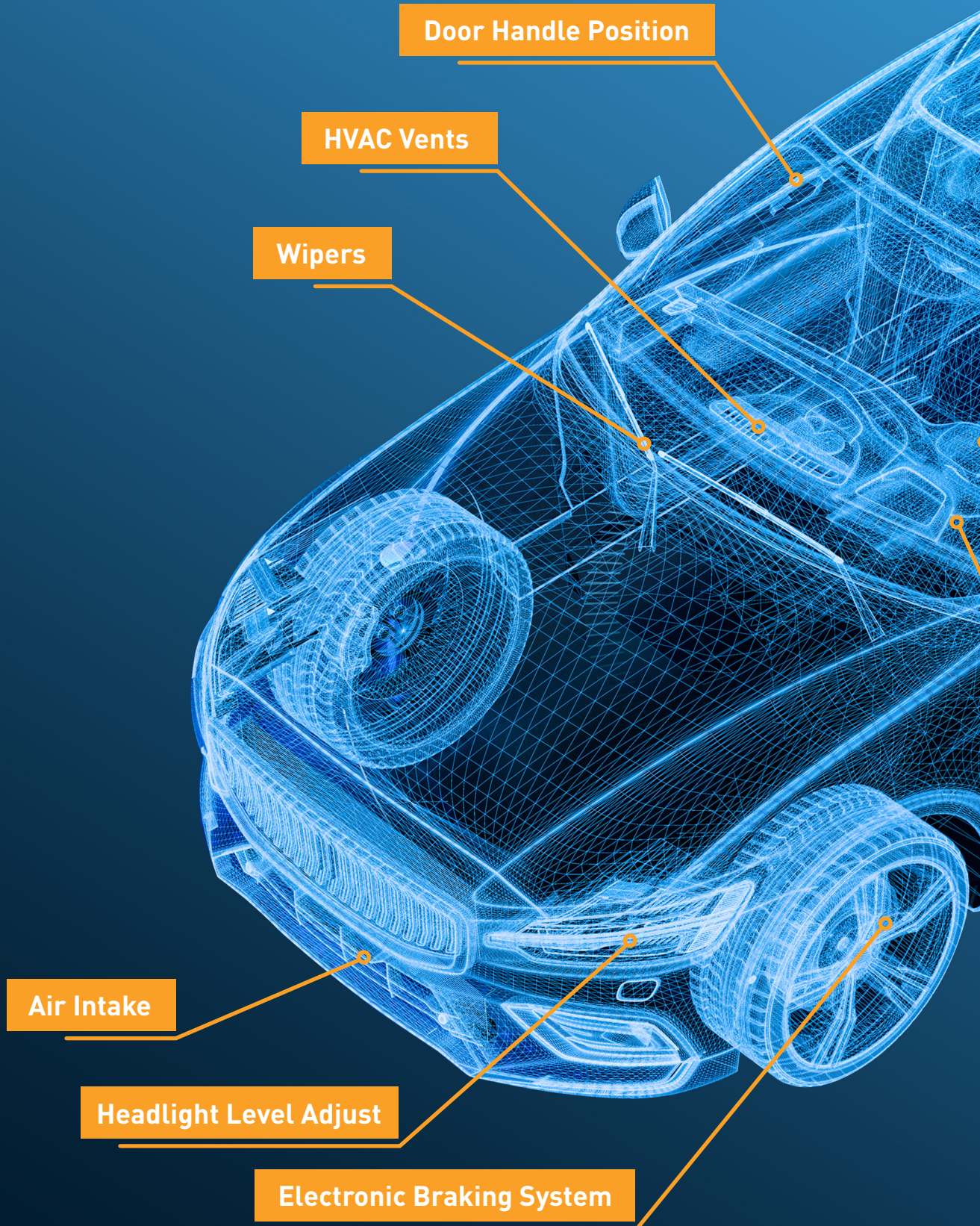
**Figure 2: Output Voltage Proportional to Primary Current**

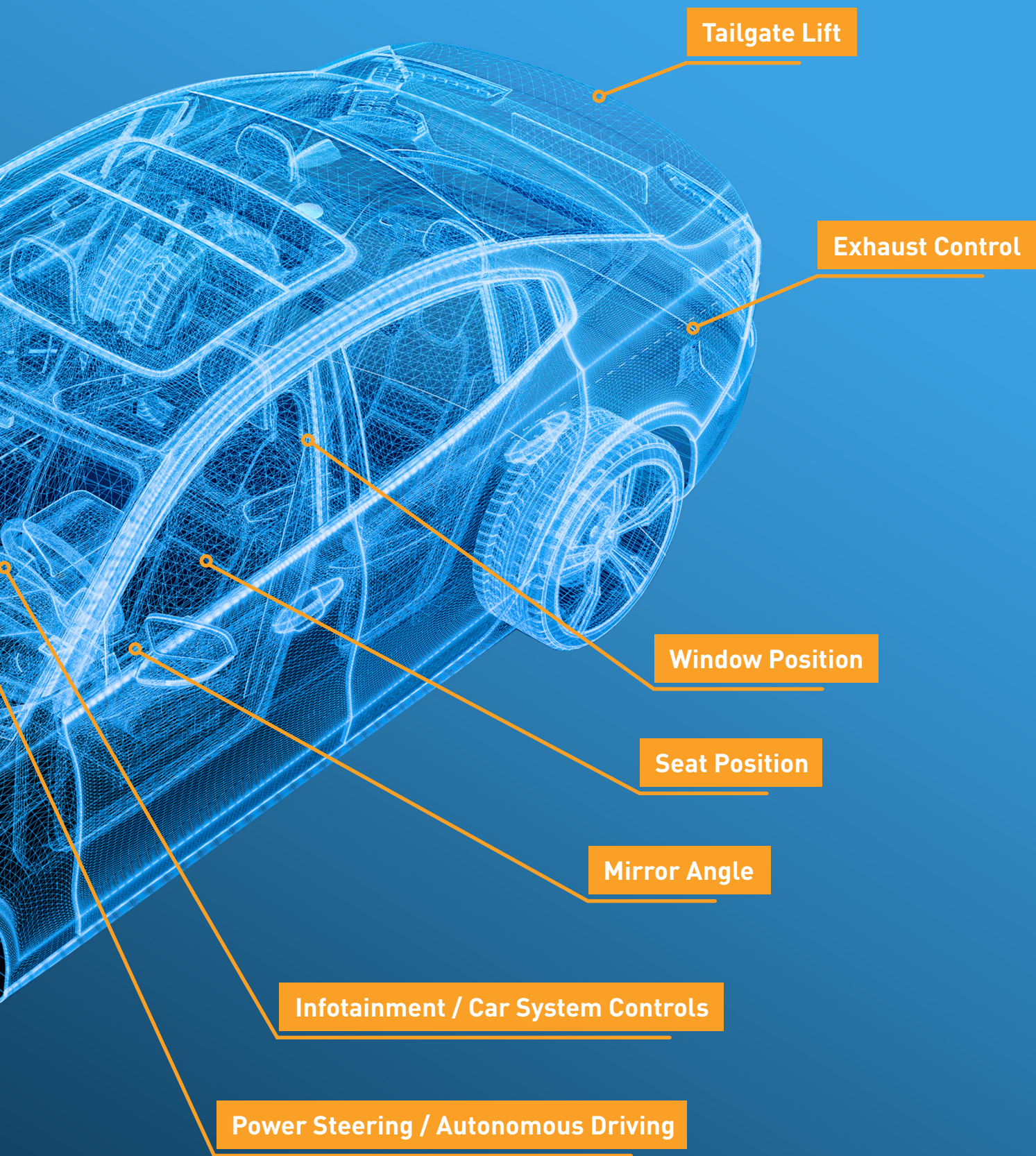
The primary conducting leads are electrically isolated from the sensor leads on the secondary side, producing a sensor with a high isolation voltage and working voltage (see **Figure 3**). This makes our current sensors ideal for high-side current sensing without the need for expensive, large-footprint optical or inductive isolation alternatives.



**Figure 3: High-Voltage Isolation in Standard SOIC Package**

# Sensors for Motor Position/Speed Control and Current Sensors





## Body Electronics



- » Retracting Door Handles
- » Tailgate Lifters
- » Suspension Sensors
- » Wiper Motors
- » Spoiler Actuation

## Power Management



- » Precision, High-Current Sensing and Control:
  - Wallbox Chargers
  - Qi Chargers
  - Power Monitoring Systems

## Thermal Management



- » Fluid Pumps
- » Air-Grill Shutters
- » Cooling Fan Modules

## Interior Cabin Control and Car Audio



- » Contactless Infotainment Consoles
- » Audio Amplifier Current Sensing
- » Contactless Gearshift Control
- » Seat Position Motor Control
- » Sunroof Motor Control

# Power Steering

## Product Highlight

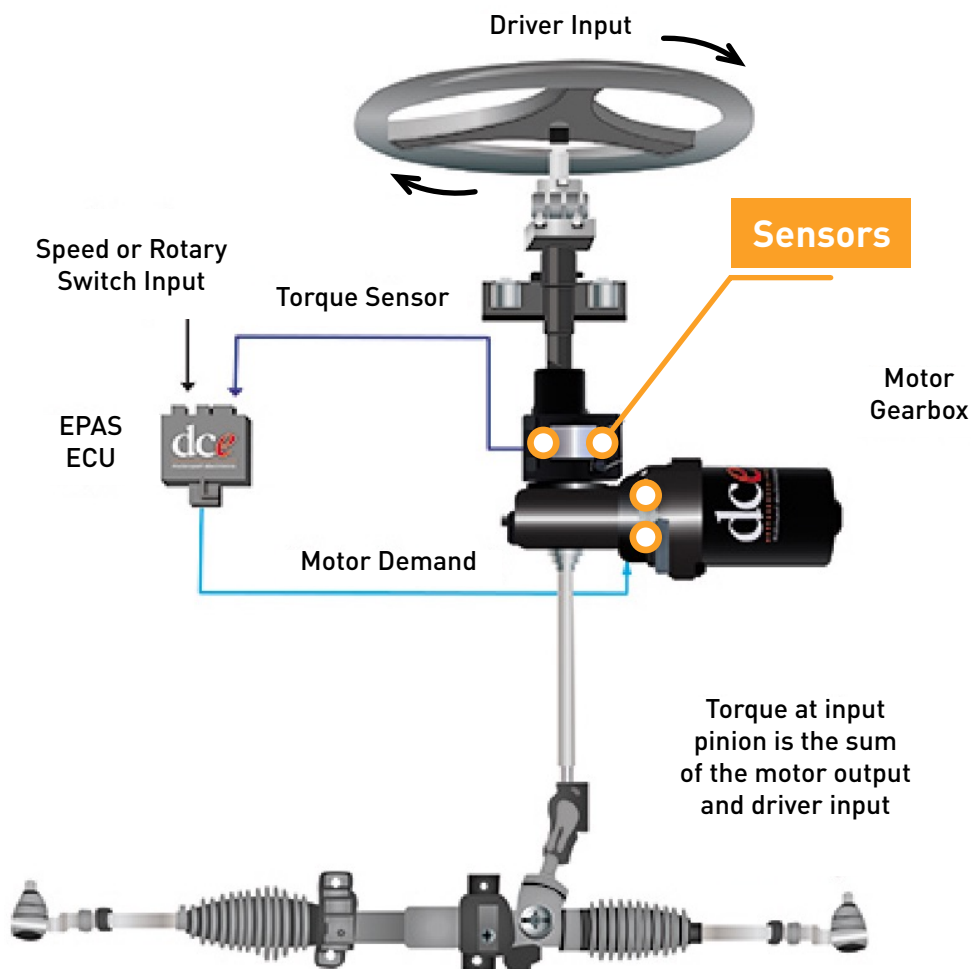
## Replace Optical Sensors in Automotive Power-Assisted Steering (PAS)

### MAQ430 and MAQ473

- » Motion Control and Position Sensing
- » Cost-Effective, Contactless Alternative to Optical Sensing
- » AEC-Q100 Grade 1 Qualified
- » Wide Operating Temperature Range: -40°C to +150°C

Simple to Use:

- » No Calibration
- » Simple Field Diagnostics
  - Magnet Presence and Distance Detection



## AUTOMOTIVE PRODUCT SELECTOR GUIDE

### MagAlpha™ Magnetic Position Sensors

	Part Number	±3σ Resolution	Interface	Supply Voltage (V)	Supply Current (mA)	Sensing Range (mT)	Cutoff Frequency (Hz)	Latency at Constant Speed (µs)	Magnetic Field Detection	Temperature Range (°C)	Wettable Flanks	Package	Notes
S	MAQ600	14.5-bit	SPI, ABZ, PWM, UVW, SSI	3 to 3.6	7	20 to 200	21000	0	-	-40 to +125	✓	QFN-16 (3x3)	High-accuracy and BW, 0.5° (0.1°) INL, no speed error (zero latency)
	MAQ430	12-bit	SPI, UVW, ABZ	3 to 3.6	11.7	30+ (No Upper Limit)	390	8	✓	-40 to +150	✓	QFN-16 (3x3)	Automotive angle sensor
	MAQ470	12-bit	SPI, SSI, PWM, ABZ	3 to 3.6	11.7	30+ (No Upper Limit)	390	8	✓	-40 to +150	✓	QFN-16 (3x3)	Automotive angle sensor
	MAQ473	10-bit to 14-bit	SPI, SSI, PWM, ABZ	3 to 3.6	11.7	30+ (No Upper Limit)	23 to 6k	8	✓	-40 to +150	✓	QFN-16 (3x3)	Automotive angle sensor, programmable filter
S	MAQ800	8-bit to 12.5-bit	SPI, SSI	3 to 3.6	11.7	30+ (No Upper Limit)	90	4000	✓	-40 to +125	✓	QFN-16 (3x3)	Optimized for automotive HMI applications, SSI output
S	MAQ820	9-bit to 13-bit	SPI, ABZ	3 to 3.6	11.7	30+ (No Upper Limit)	90	4000	✓	-40 to +125	✓	QFN-16 (3x3)	Optimized for automotive HMI applications, SSI output
S	MAQ850	8-bit to 12.5-bit	SPI, PWM	3 to 3.6	11.7	30+ (No Upper Limit)	90	4000	✓	-40 to +125	✓	QFN-16 (3x3)	Optimized for automotive HMI applications, SSI output

### Coreless Integrated Current Sensors

	Part Number	Current Range (A)	V <sub>CC</sub> (V)	Over-Temp Accuracy	Temperature Range (°C)	Isolation Voltage (V <sub>RMS</sub> )	Working Voltage (V <sub>RMS</sub> )	Bandwidth (kHz)	Over-Current Detection	Primary Conductor Resistance (mΩ)	UL Certification	Package	Notes
S	MCQ1806	±5, ±10, ±20, ±30, ±40, ±50	3.3, 5	2.5%	-40 to +125	3000	500	100	-	0.9	✓	SOIC-8	AEC-Q100, 5A to 50A range, analog output, immune to external magnetic fields
S	MCQ1823	±5, ±10, ±20, ±30, ±40, ±50	3.3, 5	2.5%	-40 to +125	100	-	120	✓	0.6	✓	QFN-12 (3x3)	AEC-Q100, bidirectional and unidirectional sensing, analog output, immune to external magnetic fields

### MagVector™ 3D Magnetic Position Sensors

	Part Number	Data Length	Interface	Supply Voltage (V)	Supply Current (mA)	Sensing Range (mT)	Conversion Time (µs)	Temperature Range (°C)	Package	Notes
S	MVQ300	12-bit	I <sup>2</sup> C, SPI	3.3	10nA to 2.5	±125 or ±250	40	-40 to +125	TSOT23-6	3D magnetic sensor, digital component output, selectable operation mode

N - New Product    S - Sampling Product

# INDUSTRIAL BUILDING & FACTORY AUTOMATION



## Safety & Security



- » Access Control
- » Automated Doors
- » Smart Door Locks
- » Elevators and Escalators
- » Fire Prevention

## Power Management



- » Solar Inverters
- » Power Monitoring
- » Power Access
- » Light Monitoring

## Thermal Management



- » Cooling
- » Fluid Pumps
- » Valve Control

## Climate & Energy Efficiency




- » Shutters and Blinds
- » HVAC – Compressors, Blowers, Flow Control
- » Climate Control – Thermostat

### Product Highlight

## Smart Shades

### MA732, MA330, MA735, MA736, MA782

- » Motor Commutation and/or Position Feedback
- » Provides Absolute Feedback
- » Operates with a Low-Cost Magnet
- » Works with All Types of Motors
- » Can Be Operated at Side-Shaft or End-of-Shaft Locations
- » Ideal for Space-Constrained Applications
  - MA735, MA736, MA782: UTQFN (2mmx2mm) Package
- » MA782 Is Ideal for Battery-Powered Applications
  - Includes Wake-Up on Angle Detection
  - 0.5µA Standby Current





## Product Highlight


### Precision Robotic Joint Control

#### MA600

- » 0.5° INL over Temp
- » <math><0.1^\circ</math> INL after User Calibration with On-Chip 32-Point Lookup Table
- » 11-Bit to 15-Bit Low Latency Resolution
- » 21kHz Bandwidth
- » Zero Latency to Minimize Speed Errors
- » No Calibration Required

Cost-Effective Solution for Managing:

- » High-Speed Torque
- » Position
- » Speed Control



# MEDICAL TECHNOLOGY



## Lab Automation



- » Robot Control
- » Probe Processing
- » Pump Motor Control

# Surgical Robotics



- » Automated and Remote Surgical Robots
- » Dental Processing

## Product Highlight


# Surgical Robotics

## MA600

- »  $0.5^\circ$  INL over Temp
- »  $<0.1^\circ$  INL after User Calibration with On-Chip 32-Point Lookup Table
- » 11-Bit to 15-Bit Low Latency Resolution
- » 21kHz Bandwidth
- » Zero Latency to Minimize Speed Errors
- » No Calibration Required

Cost-Effective Solution for Managing:

- » High-Speed Torque
- » Position
- » Speed Control



# Automated Motorized Equipment



- » Ventilators and Respirators
- » Insulin and Fluid Pumps
- » Medical Beds

## Product Highlight


### Hospital Beds

#### MA732, MA735, MA736

- » Hospital Bed Comfort Controls and Locomotion Assist Motors
- » Absolute Position Feedback Control
- » 14-Bit Resolution
- » Ideal for Space-Constrained Applications
  - MA735, MA736: UTQFN (2mmx2mm) Package

#### Flexible Interface:

- » SPI for Digital Angle Readout and Configuration
- » Incremental 12-Bit ABZ Quad Encoder with Programmable PPT from 1 to 1024
- » 14-Bit PWM



# CONSUMER PRODUCTS



## Mobile Phones & Laptop Computers



- » Foldable Mobile Flip-Phone Angle Management
- » Foldable Tablet Angle Sensing
- » Precision Open/Close Angle Management

Product Highlight

## No-Bezel Laptops and Foldable Phones

### MA782

- » Smallest Open/Close Detection Solution
- » Helps Minimize or Eliminate Bezel
- » Can Be Placed in the Folding Axis
- » Smallest UTQFN (2mmx2mm) Package
- » Lowest Power: <math><0.5\mu\text{A}</math> Standby Current
- » Wake-On-Change Angle Detection
- » Very Small (<math><1\text{mm}\times 1\text{mm}</math>) Magnet
- » Provides Absolute Angle Output



## Battery-Powered Hand Tools




Product Highlight

## Power Tool BLDC Motor: Replace 3 Hall Switches with 1 MagAlpha

### MA102

- » Eliminate Mechanical Alignment with Stator
- » Better Phase Alignment = Higher Torque and Improved Efficiency
- » Reduce Part Count by Up to 70%
- » Reduce PCB Size by Up to 70%
- » Increase Mechanical Flexibility
- » UVW Output Means No Firmware Change
- » Wide -40°C to +125°C Operating Temp Range



## E-Bikes & Scooters



- » BLDC Motors – Smaller, Lighter, Increased Reliability
- » Enables Highest Power Density
- » Provides Absolute Angle, Position, and Torque

### Flexible Interface:


- » SPI Commutation for UVW Commutation
- » ABZ Speed Control

### Product Highlight

## E-Bike Ultra-Small BLDC Motors


### MA302

- » Speed, Torque, and Absolute Position Control
- » Smallest QFN (3mmx3mm) Package
- » No Customer Calibration Required
- » Factory Calibrated
- » On-Chip Non-Volatile Memory (NVM)
- » Wide -40°C to +125°C Operating Temp Range
- » Flexible Interface
  - SPI for Digital Angle Readout and Sensor Configuration
  - ABZ/UVW for Motor Control, Commutation, and Incremental Output
  - No Firmware Changes Required when Replacing Optical Encoders; ABZ Output is Compatible with Optical Outputs



## COMPREHENSIVE PRODUCT SELECTOR GUIDE

### CORELESS INTEGRATED CURRENT SENSORS

	Part Number	Current Range (A)	V <sub>CC</sub> (V)	Over-Temperature Accuracy	Temperature Range (°C)	Isolation Voltage (V <sub>RMS</sub> )	Working Voltage (V <sub>RMS</sub> )	Bandwidth (kHz)	Over-Current Detection	Primary Conductor Resistance (mΩ)	UL Certification 	Package	Notes
<b>S</b>	<b>MCS1805</b>	±5, ±10, ±20, ±30, ±40, ±50	3.3, 5	2.5%	-40 to +125	3000	500	120	✓	0.9	Pending	SOIC-8	Coreless, 5A to 50A range, analog output, immune to external magnetic fields
<b>N</b>	<b>MCS1806</b>	±5, ±10, ±20, ±30, ±40, ±50	3.3, 5	2.5%	-40 to +125	3000	500	100	-	0.9	✓	SOIC-8	Coreless, 5A to 50A range, analog output, immune to external magnetic fields
<b>N</b>	<b>MCQ1806</b>	±5, ±10, ±20, ±30, ±40, ±50	3.3, 5	2.5%	-40 to +125	3000	500	100	-	0.9	✓	SOIC-8	AECQ-100, coreless, 5A to 50A range, analog output, immune to external magnetic fields
<b>N</b>	<b>MCS1823</b>	±5, ±10, ±20, ±30, ±40, ±50	3.3, 5	2.5%	-40 to +125	100	N/A	120	✓	0.6	✓	QFN-12 (3x3)	Bidirectional and unidirectional sensing, analog output, immune to external magnetic fields
<b>S</b>	<b>MCQ1823</b>	±5, ±10, ±20, ±30, ±40, ±50	3.3, 5	2.5%	-40 to +125	100	N/A	120	✓	0.6	✓	QFN-12 (3x3)	AECQ-Q100, 5A to 50A range, analog output, immune to external magnetic fields
	<b>MCS1800</b>	±12.5, ±25	3.3	3%	-40 to +125	1000	200	100	-	1.2	-	SOIC-8	Analog output, immune to external magnetic fields
	<b>MCS1801</b>	±12.5, ±25	5	3%	-40 to +125	1000	200	100	-	1.2	-	SOIC-8	Analog output, immune to external magnetic fields
	<b>MCS1802</b>	±5, ±10, ±20, ±30, ±40, ±50	3.3	2.5%	-40 to +125	2200	250	100	-	0.9	✓	SOIC-8	Analog output, immune to external magnetic fields
	<b>MCS1803</b>	±5, ±10, ±20, ±30, ±40, ±50	5	2.5%	-40 to +125	2200	250	100	-	0.9	✓	SOIC-8	Analog output, immune to external magnetic fields

**N** - New Product    **S** - Sampling Product

## POSITION SENSOR MAGNETS

Part Number	Magnetization	Geometry	Material	OD (mm)	ID (mm)	Height (mm)	Air Gap Min (mm)	Air Gap Max (mm)	Radial Tolerance (mm)	Notes
<b>MAG10-2C-30.25</b>	Diametrical	Cylinder	NdFeB, Grade N35SH	3	-	2.5	0	2	0.1	-
<b>MAG10-2C-40.25</b>	Diametrical	Cylinder	NdFeB, Grade N35SH	4	-	2.5	0	2.6	0.2	Standard-size, cost-effective
<b>MAG10-2C-50.25</b>	Diametrical	Cylinder	NdFeB, Grade N35SH	5	-	2.5	0	3.1	0.2	Standard-size, cost-effective
<b>MAG10-2C-60.25</b>	Diametrical	Cylinder	NdFeB, Grade N35SH	6	-	2.5	0	3.6	0.3	-
<b>MAG10-2C-80.25</b>	Diametrical	Cylinder	NdFeB, Grade N35SH	8	-	2.5	0	4.5	0.4	-
<b>MAG10-2R-50.12.25</b>	Diametrical	Ring	NdFeB, Grade N35SH	5	1.25	2.5	1	1.4	0.4	Accurate application
<b>MAG10-2R-60.15.25</b>	Diametrical	Ring	NdFeB, Grade N35SH	6	1.5	2.5	1.3	1.6	0.6	Accurate application
<b>MAG10-2R-80.20.25</b>	Diametrical	Ring	NdFeB, Grade N35SH	8	2	2.5	2	2.5	0.8	Accurate application
<b>MAG10-2B-40.25</b>	Axial	Half-Cylinder	NdFeB, Grade N35SH	4	-	2.5	0	2.1	<0.1	Low field emission
<b>MAG10-2B-50.25</b>	Axial	Half-Cylinder	NdFeB, Grade N35SH	5	-	2.5	0	2.7	<0.1	Low field emission
<b>MAG10-2B-60.25</b>	Axial	Half-Cylinder	NdFeB, Grade N35SH	6	-	2.5	0	3.2	<0.1	Low field emission
<b>MAG10-2B-80.25</b>	Axial	Half-Cylinder	NdFeB, Grade N35SH	8	-	2.5	0	4.2	0.1	Low field emission

## MagVector™ 3D Magnetic Position Sensors

Part Number	Data Length	Interface	Supply Voltage (V)	Supply Current (mA)	Sensing Range (mT)	Conversion Time (µs)	Temperature Range (°C)	Package	Notes
<b>S MV300</b>	12-bit	I <sup>2</sup> C, SPI	3.3	10nA to 2.5	±125 or ±250	40	-40 to +125	TSOT23-6	3D magnetic sensor, digital component output, selectable operation mode

**N** - New Product    **S** - Sampling Product

## MagAlpha™ Magnetic Position Sensors

Part Number	±3σ Resolution	Interface	Supply Voltage (V)	Supply Current (mA)	Sensing Range (mT)	Cutoff Frequency (Hz)	Latency at Constant Speed (µs)	Temperature Range (°C)	Package	Notes
<b>MA102</b>	12-bit	SPI, UVW	3 to 3.6	11.7	30+ (No Upper Limit)	390	8	-40 to +125	QFN-16 (3x3)	Motor commutation angle sensor, UVW multi-pole pair, differential outputs
<b>MA302</b>	12-bit	SPI, UVW, ABZ	3 to 3.6	11.7	30+ (No Upper Limit)	390	8	-40 to +125	QFN-16 (3x3)	Motor commutation angle sensor, 12-bit SPI output, ABZ & UVW incremental outputs
<b>MA310</b>	12-bit	SPI, UVW, ABZ	3 to 3.6	11.7	15+ (No Upper Limit)	93	8	-40 to +125	QFN-16 (3x3)	Motor commutation angle sensor, 12-bit SPI output, low magnetic field
<b>MA330</b>	10-bit to 14-bit	SPI, UVW, ABZ	3 to 3.6	11.7	30+ (No Upper Limit)	23 to 6k	8	-40 to +125	QFN-16 (3x3)	Motor commutation angle sensor, up to 14-bit SPI output, programmable filter
<b>MA702</b>	12-bit	SPI, SSI, PWM, ABZ	3 to 3.6	11.7	30+ (No Upper Limit)	390	8	-40 to +125	QFN-16 (3x3)	12-bit SPI output, ABZ incremental & PWM outputs
<b>MA704</b>	10-bit	SPI, SSI, PWM, ABZ	3 to 3.6	11.7	30+ (No Upper Limit)	2970	8	-40 to +125	QFN-16 (3x3)	12-bit SPI output, high BW, ABZ incremental & PWM outputs
<b>MA710</b>	12-bit	SPI, SSI, PWM, ABZ	3 to 3.6	11.7	15+ (No Upper Limit)	93	8	-40 to +125	QFN-16 (3x3)	12-bit SPI output, low magnetic field, ABZ incremental & PWM outputs
<b>MA730</b>	14-bit	SPI, SSI, PWM, ABZ	3 to 3.6	11.7	40+ (No Upper Limit)	23	8	-40 to +125	QFN-16 (3x3)	14-bit SPI output, ABZ incremental & PWM outputs
<b>MA732</b>	10-bit to 14-bit	SPI, SSI, PWM, ABZ	3 to 3.6	11.7	30+ (No Upper Limit)	23 to 6k	8	-40 to +125	QFN-16 (3x3)	Programmable filter, ABZ incremental & PWM outputs
<b>MA734</b>	8-bit to 12.5-bit	SPI	3 to 3.6	11	30+ (No Upper Limit)	95, 380, 95000	3	-40 to +125	QFN-16 (3x3)	Programmable filter, low latency
<b>N MA735</b>	9-bit to 13-bit	SPI, SSI, PWM, ABZ	3 to 3.6	11.7	40+ (No Upper Limit)	23 to 6k	8	-40 to +125	UTQFN-14 (2x2)	Ultra-small footprint, programmable filter, ABZ incremental & PWM outputs
<b>N MA736</b>	8-bit to 12.5-bit	SPI	3 to 3.6	11	30+ (No Upper Limit)	95, 380, 95000	3	-40 to +125	UTQFN-14 (2x2)	Ultra-small footprint, programmable filter, low latency
<b>MA800</b>	8-bit	SPI, SSI	3 to 3.6	11.7	30+ (No Upper Limit)	90	4000	-40 to +125	QFN-16 (3x3)	Optimized for HMI applications
<b>MA820</b>	8-bit	SPI, ABZ	3 to 3.6	11.7	30+ (No Upper Limit)	90	4000	-40 to +125	QFN-16 (3x3)	Optimized for HMI applications
<b>MA850</b>	8-bit	SPI, PWM	3 to 3.6	11.7	30+ (No Upper Limit)	90	4000	-40 to +125	QFN-16 (3x3)	Optimized for HMI applications
<b>N MA600</b>	15-bit	SPI, ABZ, PWM, UVW, SSI	3 to 3.6	7	10 to 150	21000	0	-40 to +125	QFN-16 (3x3)	High accuracy & BW, 0.5° (0.1°) INL, no speed error (zero latency)
<b>N MAQ600</b>	15-bit	SPI, ABZ, PWM, UVW, SSI	3 to 3.6	7	10 to 150	21000	0	-40 to +125	QFN-16 (3x3)	High accuracy & BW, 0.5° (0.1°) INL, no speed error (zero latency), wettable flanks

**N** - New Product    **S** - Sampling Product

## MagAlpha™ Magnetic Position Sensors

Part Number	±3 $\sigma$ Resolution	Interface	Supply Voltage (V)		Supply Current (mA)	Sensing Range (mT)	Cutoff Frequency (Hz)	Latency at Constant Speed ( $\mu$ s)	Temperature Range (°C)	Package	Notes
<b>MA780</b>	8-bit to 12-bit	SPI	3 to 3.6	0.5 $\mu$ A to 10	30+ (No Upper Limit)	5 to 160k	4 to 4000	-40 to +125	QFN-16 (3x3)	Optimized for low-power, integrated wake-up and IRQ	
<b>MA782</b>	8-bit to 12-bit	SPI	3 to 3.6	0.5 $\mu$ A to 10	30+ (No Upper Limit)	5 to 160k	4 to 4000	-40 to +125	UTQFN-14 (2x2)	Ultra-small footprint, integrated wake-up and IRQ	
<b>MAQ430</b>	12-bit	SPI, UVW, ABZ	3 to 3.6	11.7	30+ (No Upper Limit)	390	8	-40 to +150	QFN-16 (3x3)	Automotive angle sensor, wettable flanks	
<b>MAQ470</b>	12-bit	SPI, SSI, PWM, ABZ	3 to 3.6	11.7	30+ (No Upper Limit)	390	8	-40 to +150	QFN-16 (3x3)	Automotive angle sensor, wettable flanks	
<b>MAQ473</b>	10-bit to 14-bit	SPI, SSI, PWM, ABZ	3 to 3.6	11.7	30+ (No Upper Limit)	23 to 6k	8	-40 to +150	QFN-16 (3x3)	Automotive angle sensor, programmable filter, wettable flanks	
<b>S MAQ800</b>	8-bit to 12.5-bit	SPI, SSI	3 to 3.6	11.7	30+ (No Upper Limit)	90	4000	-40 to +125	QFN-16 (3x3)	Optimized for automotive HMI applications, SSI output, wettable flanks	
<b>S MAQ820</b>	9-bit to 13-bit	SPI, ABZ	3 to 3.6	11.7	30+ (No Upper Limit)	90	4000	-40 to +125	QFN-16 (3x3)	Optimized for automotive HMI applications, SSI output, wettable flanks	
<b>S MAQ850</b>	8-bit to 12.5-bit	SPI, PWM	3 to 3.6	11.7	30+ (No Upper Limit)	90	4000	-40 to +125	QFN-16 (3x3)	Optimized for automotive HMI applications, SSI output, wettable flanks	

**N** - New Product    **S** - Sampling Product

## ABOUT MONOLITHIC POWER SYSTEMS

### Who we are

We are creative thinkers. We break boundaries. We take technology to new levels. As a leading international semiconductor company, Monolithic Power Systems (MPS) creates cutting-edge solutions to improve the quality of life with green, easy-to-use products.

### What we do

We make power design fun! With our innovative proprietary technology processes, we thrive on reimagining and redefining the possibilities of high-performance power solutions in industrial applications, telecom infrastructures, cloud computing, automotive, and consumer applications.

### Where we come from

It started with a vision. Michael Hsing, pioneering engineer and CEO, founded Monolithic Power Systems, Inc. in 1997 with the belief that an entire power system could be integrated onto a single chip. Under his leadership, MPS has succeeded not only in developing a monolithic power module that truly integrates an entire power system in a single package, but also it continues to defy industry expectations with its patented groundbreaking technologies.

### Our values

#### We cultivate creativity

As a company, we believe in creating an environment that encourages and challenges our employees to collaborate and think outside the box to excel beyond their preconceived capabilities.

#### We do not accept the status quo

We do not believe in limitations. It is not about what is, but what can be. Possibilities are endless at MPS.

#### We are passionate about sustainability

It's about the future. From materials to finances, we are committed to conservation. We will not tolerate waste in an effort to improve and preserve the quality of life.

#### We are committed to providing innovative products to our customers

Let us do the heavy lifting. We relentlessly strive to make system design versatile and effortless to meet our customers' specific needs. We'll do the work, so our customers can have the fun!

## CONTACT &amp; ORDERING



Regional Headquarters

**FAST  
RESPONSE**

Quotes, Availability, Engineering Support & Samples  
[MonolithicPower.com/Quote-Samples-Support](http://MonolithicPower.com/Quote-Samples-Support)

## US Offices

- MPS Kirkland**  
 5808 Lake Washington Blvd. NE  
 Kirkland, WA 98033, USA  
 Tel: +1 425-296-9956
- MPS San Jose**  
 79 Great Oaks Blvd.  
 San Jose, CA 95119, USA  
 Tel: +1 408-826-0600
- MPS Detroit**  
 19499 Victor Parkway  
 Livonia, MI 48152, USA  
 Tel: +1 248-907-0222
- MPS Phoenix**  
 2065 S. Cooper Road, Suite 3  
 Chandler, AZ 85826, USA

## EU Offices

- MPS Barcelona**  
 Av. Josep Tarradellas 123, 5-A  
 08029 Barcelona, Spain  
 Tel: +34-931-815-400
- MPS Ettenheim**  
 Gutenbergstrasse 4,  
 77955 Ettenheim,  
 Germany
- MPS Munich**  
 Alte Landstrasse 25  
 85521 Ottobrunn, Germany  
 Tel: +49-89-80913512-0
- MPS Lausanne**  
 Route de Lully 5 A  
 1131 Tolochenaz,  
 Switzerland  
 Tel: +41-21-805-0100

**Order Direct**  
[monolithicpower.com](http://monolithicpower.com)

**Online Order Support**  
[monolithicpower.com/onlineorders](http://monolithicpower.com/onlineorders)

## Asia Offices

- MPS China Chengdu**  
 #8 Kexin Road West Park of Export  
 Processing Zone West Hi-Tech Zone  
 Chengdu, Sichuan, 611731  
 Tel: +86-28-8730-3000
- MPS China Hangzhou**  
 Floor 6, Building A2, Xixi Center,  
 No. 588 West Wenyi Road, Xihu District  
 Hangzhou, Zhejiang, 310012  
 Tel: +86-571-8981-8588
- MPS China Shanghai**  
 Floor 27, Magnolia Plaza, No. 777,  
 Hongqiao Road, Xuhui District  
 Shanghai 20030  
 Tel: +86-21-2225-1700
- MPS China Shenzhen**  
 Room 1401, Kingkey Riverfront Times  
 Square Branch North,  
 Binhe Avenue South, Futian District  
 Shenzhen Guangdong, 518054  
 Tel: +86-755-3688-5818-5852
- MPS Taiwan**  
 29F, No. 97, Section 1, Xintai 5th Road  
 Xizhi District, New Taipei City  
 Tel: +886-2-86911600
- MPS Japan Tokyo**  
 Shinjuku Sumitomo Bldg. 31F  
 2-6-1 Nishishinjuku Shinjuku-ku,  
 Tokyo 163-0231, Japan  
 Tel: +81-3-5989-0885
- MPS Japan Osaka**  
 Room 301, NLC Shin-Osaka Business  
 Zone III, 3-14-20 Nishinakajima,  
 Yodogawa-ku, Osaka-shi,  
 Osaka 532-0011, Japan  
 Tel: +81-6-6300-7432
- MPS Singapore**  
 5 Tampines Central 6  
 #03-38, Singapore 529482  
 Tel: +65-65918705
- MPS Korea**  
 C 403, 4F Pangyo Digital Center,  
 Sampyong-dong 624 5pilgi, Bundang-gu,  
 SeongNam-city, Kyunggi-do, Korea  
 Tel: +82-70-7830-9950
- MPS India**  
 Unit G-12, Prestige Towers,  
 No 99 / 100, Residency Road,  
 Bangalore 560025  
 Tel: +91-80-4124-0312 / 20
- MPS Investor Relations**  
[monolithicpower.com/investors](http://monolithicpower.com/investors)

