# Data sheet | Item number: 862-503

4-conductor chassis-mount terminal strip; without ground contact; 3-pole; 4 mm²; 4,00 mm²; black

www.wago.com/862-503

Color:

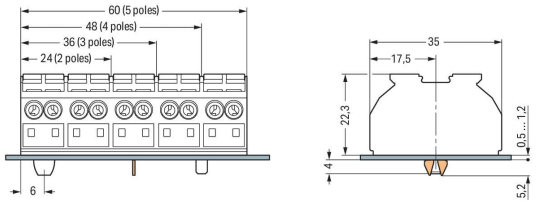


Dimensions in mm

Dimensions in mm

for chassis-mount terminal strips

## Data

## Electrical data

### Ratings per IEC/EN

| | |
|---|---|
| Nominal voltage (III/3) | 500 V |
| Rated impulse voltage (III/3) | 6 kV |
| Rated current | 32 A |
| Legend (ratings) | (III / 3) ≙ Overvoltage category III / Pollution degree 3 |

### Connection data

| | |
|---|---|
| Connection points | 12 |
| Total number of potentials | 3 |
| PE function | without PE contact |

Subject to changes. Please also observe the further product documentation!

WAGO GmbH & Co. KG
Hansastr. 27
32423 Minden
Phone: +49571 887-0 | Fax: +49571 887-169
Email: info.de@wago.com | Web: www.wago.com

Do you have any questions about our products?
We are always happy to take your call at +49 (571) 887-44222.

## Connection 1

| | |
|---|---|
| Connection technology | Push-in CAGE CLAMP® |
| Actuation type | Push-button |
| Connectable conductor materials | Copper |
| Solid conductor | 0.5 … 4 mm² / 20 … 12 AWG |
| Solid conductor; push-in termination | 0.75 … 4 mm² / 18 … 12 AWG |
| Stranded conductor | 0.5 … 4 mm² / 20 … 12 AWG |
| Fine-stranded conductor | 0.5 … 4 mm² / 20 … 12 AWG |
| Fine-stranded conductor; with insulated ferrule | 0.5 … 1.5 mm² / 20 … 16 AWG |
| Fine-stranded conductor; with ferrule; push-in termination | 0.75 mm² / 18 AWG |
| Note (conductor cross-section) | Depending on the conductor characteristic, a conductor with a smaller cross-section can also be inserted via push-in termination. |
| Strip length | 10 … 11 mm / 0.39 … 0.43 inches |
| Pole number | 3 |
| Wiring direction | Side-entry wiring |

## Physical data

| | |
|---|---|
| Pin spacing | 12 mm / 0.472 inches |
| Width | 36 mm / 1.417 inches |
| Height | 22.3 mm / 0.878 inches |
| Depth | 35 mm / 1.378 inches |

## Mechanical Data

| | |
|---|---|
| Marking | plain |
| Mounting type | Screw mounting |
| Mounting type | |

## Material Data

| | |
|---|---|
| Note (material data) | Information on material specifications can be found here |
| Color | black |
| Material group | I |
| Insulation material | Polyamide (PA66) |
| Flammability class per UL94 | V0 |
| Fire load | 0.379 MJ |

Subject to changes. Please also observe the further product documentation!

WAGO GmbH & Co. KG
Hansastr. 27
32423 Minden
Phone: +49571 887-0 | Fax: +49571 887-169
Email: info.de@wago.com | Web: www.wago.com

Do you have any questions about our products?
We are always happy to take your call at +49 (571) 887-44222.

| | |
|---|---|
| Halogen-free | Yes |
| Weight | 20.5 g |

## Commercial data

| | |
|---|---|
| Product Group | 9 (Std Chassis Mt Blocks) |
| eCl@ss 10.0 | 27-14-11-06 |
| eCl@ss 10.0 | 27-14-11-06 |
| ETIM 8.0 | EC001284 |
| ETIM 8.0 | EC001284 |
| PU (SPU) | 250 pcs |
| Packaging type | bag |
| Country of origin | DE |
| GTIN | 4044918509008 |
| Customs tariff number | 85369010000 |

## Environmental Product Compliance

| | |
|---|---|
| RoHS Compliance Status | Compliant,No Exemption |

## Approvals / Certificates

### General approvals

| Logo | Approval | Additional Approval Text | Certificate name |
|---|---|---|---|
| | **CCA**<br>DEKRA Certification B.V. | EN 60947 | NTR NL 6912 |
| | **CCA**<br>DEKRA Certification B.V. | EN 60947 | 2146425.01 |
| | **CSA**<br>DEKRA Certification B.V. | C22.2 No. 158 | 1505030 |
| | **ENEC 15**<br>UL International Germany GmbH | EN 60998 | 143856-01 |
| | **UL** | UL 1059 | E45172 |

Subject to changes. Please also observe the further product documentation!

WAGO GmbH & Co. KG
Hansastr. 27
32423 Minden
Phone: +49571 887-0 | Fax: +49571 887-169
Email: info.de@wago.com | Web: www.wago.com

Do you have any questions about our products?
We are always happy to take your call at +49 (571) 887-44222.

UL International Germany GmbH

### Declarations of conformity and manufacturer's declarations

| Logo | Approval | Additional Approval Text | Certificate name |
|---|---|---|---|
| | **EU-Declaration of Conformity**<br>WAGO GmbH & Co. KG | - | - |
| | **UK-Declaration of Conformity**<br>WAGO GmbH & Co. KG | - | - |

### Approvals for marine applications

| Logo | Approval | Additional Approval Text | Certificate name |
|---|---|---|---|
| | **DNV GL**<br>Det Norske Veritas, Germanischer Lloyd | - | TAE00001V2 |
| | **LR**<br>Lloyds Register | EN 60947 | 91/20112<br>(E9) |

## Optional accessories

### Testing and measuring

Testing accessories

**Item no.: 210-136**
Test plug; 2 mm Ø; with 500 mm cable; red

www.wago.com/210-136

### Ferrule

Ferrule

**Item no.: 216-142**
Ferrule; Sleeve for 0.75 mm² / 18 AWG; uninsulated; electro-tin plated; electrolytic copper; gastight crimped; acc. to DIN 46228, Part 1/08.92

www.wago.com/216-142

**Item no.: 216-143**
Ferrule; Sleeve for 1 mm² / AWG 18; uninsulated; electro-tin plated; electrolytic copper; gastight

www.wago.com/216-143

Subject to changes. Please also observe the further product documentation!

WAGO GmbH & Co. KG
Hansastr. 27
32423 Minden
Phone: +49571 887-0 | Fax: +49571 887-169
Email: info.de@wago.com | Web: www.wago.com

Do you have any questions about our products?
We are always happy to take your call at +49 (571) 887-44222.

| | | |
|---|---|---|
| | crimped; acc. to DIN 46228, Part 1/08.92 | |
|  | **Item no.: 216-141**<br>Ferrule; Sleeve for 0.5 mm² / 20 AWG; uninsulated; electro-tin plated; electrolytic copper; gastight crimped; acc. to DIN 46228, Part 1/08.92 | www.wago.com/216-141 |
|  | **Item no.: 216-144**<br>Ferrule; Sleeve for 1.5 mm² / AWG 16; uninsulated; electro-tin plated; electrolytic copper; gastight crimped; acc. to DIN 46228, Part 1/08.92; silver-colored | www.wago.com/216-144 |
|  | **Item no.: 216-241**<br>Ferrule; Sleeve for 0.5 mm² / 20 AWG; insulated; electro-tin plated; electrolytic copper; gastight crimped; acc. to DIN 46228, Part 4/09.90; white | www.wago.com/216-241 |
|  | **Item no.: 216-242**<br>Ferrule; Sleeve for 0.75 mm² / 18 AWG; insulated; electro-tin plated; electrolytic copper; gastight crimped; acc. to DIN 46228, Part 4/09.90; gray | www.wago.com/216-242 |
|  | **Item no.: 216-243**<br>Ferrule; Sleeve for 1 mm² / AWG 18; insulated; electro-tin plated; electrolytic copper; gastight crimped; acc. to DIN 46228, Part 4/09.90; red | www.wago.com/216-243 |
|  | **Item no.: 216-244**<br>Ferrule; Sleeve for 1.5 mm² / AWG 16; insulated; electro-tin plated; electrolytic copper; gastight crimped; acc. to DIN 46228, Part 4/09.90; black | www.wago.com/216-244 |

**Tool**

Operating tool

| | | |
|---|---|---|
| | **Item no.: 210-720**<br>Operating tool; Blade: 3.5 x 0.5 mm; with a partially insulated shaft; multicoloured | www.wago.com/210-720 |

**Jumpers**

Jumper

| | | |
|---|---|---|
| | **Item no.: 862-482**<br>Jumper; for conductor entry; insulated; black | www.wago.com/862-482 |

**Marking accessories**

Marking strip

| | | |
|---|---|---|
| | **Item no.: 709-178**<br>Marking strips; on reel; 7.5 mm wide; not stretchable; plain; snap-on type; white | www.wago.com/709-178 |
| | **Item no.: 709-177**<br>Marking strips; on reel; 7.5 mm wide; not stretchable; plain; snap-on type; translucent | www.wago.com/709-177 |

## Downloads

## Documentation

**Bid Text**

Subject to changes. Please also observe the further product documentation!

WAGO GmbH & Co. KG
Hansastr. 27
32423 Minden
Phone: +49571 887-0 | Fax: +49571 887-169
Email: info.de@wago.com | Web: www.wago.com

Do you have any questions about our products?
We are always happy to take your call at +49 (571) 887-44222.

| | | | |
|---|---|---|---|
| 862-503<br>X81 - Datei | 2019 年2月19 日 | xml<br>3.8 kB | Download |
| 862-503<br>doc - Datei | 2017 年6月12 日 | doc<br>25.1 kB | Download |

**Additional Information**

| | | |
|---|---|---|
| Technical Section<br>Technical explanations | pdf<br>2.2 MB | Download |

## CAD/CAE-Data

**CAE data**

| | | |
|---|---|---|
| EPLAN Data Portal 862-503 | URL | Download |
| WSCAD Universe 862-503 | URL | Download |
| ZUKEN Portal 862-503 | URL | Download |

**CAD data**

| | | |
|---|---|---|
| 2D/3D Models 862-503 | URL | Download |

## Environmental Product Compliance

**Compliance Search**

| | | |
|---|---|---|
| Environmental Product Compliance 862-503<br>4-conductor chassis-mount terminal strip; without ground contact; 3-pole; 4 mm²; 4,00 mm²; black | URL | Download |

## Installation Notes



WAGO GmbH & Co. KG
Hansastr. 27
32423 Minden
Phone: +49571 887-0 | Fax: +49571 887-169
Email: info.de@wago.com | Web: www.wago.com

Do you have any questions about our products?
We are always happy to take your call at +49 (571) 887-44222.



**Cost-effective features:**

WAGO's 862 Series Chassis-Mount Terminal Strips were developed specifically to minimize wiring costs, while accommodating requirements for flexible mounting, multiple connection points and easy usage:

- Equipped with Push-in CAGE CLAMP®, the 862 Series connects up to four conductors sized 0.5 to 4 mm² (20 … 12 AWG). Due to multiple connection points per pole, different conductor sizes can be used within the same terminal block position.
- For factory wiring, Push-in CAGE CLAMP® Connection Technology allows solid conductors, fine-stranded conductors with ferrules or ultrasonically bonded conductors from 0.5 … 4 mm² (20 … 12 AWG) to be terminated by simply pushing them into unit (length of bonded conductor end: min. 10 mm).
- Convenient automatic grounding contact (optional)
- Snap-in mounting feet for fast assembly
- Push-buttons for easy installation with an operating tool or by hand
- Built-in test points simplify testing with 2 mm Ø test plug
- Standard marking for each pole, or custom marking for large orders

**Conductor termination**

Subject to changes. Please also observe the further product documentation!

WAGO GmbH & Co. KG
Hansastr. 27
32423 Minden
Phone: +49571 887-0 | Fax: +49571 887-169
Email: info.de@wago.com | Web: www.wago.com

Do you have any questions about our products?
We are always happy to take your call at +49 (571) 887-44222.




Terminating four conductors per pole – solid and fine-stranded.




Inserting a conductor via push-button.

**Commoning**

Commoning using a comb-style jumper bar (862-482).

**Testing**




Testing with a 2 mm Ø test plug (max. 42 V).

Subject to changes. Please also observe the further product documentation!

WAGO GmbH & Co. KG
Hansastr. 27
32423 Minden
Phone: +49571 887-0 | Fax: +49571 887-169
Email: info.de@wago.com | Web: www.wago.com

Do you have any questions about our products?
We are always happy to take your call at +49 (571) 887-44222.

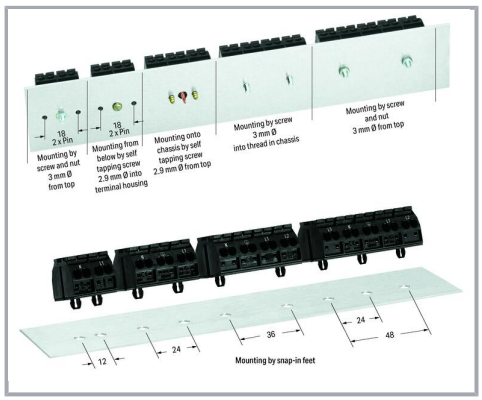


Dimensions in mm

**Marking**




Marking by direct, one-side printing and marking strips



WAGO GmbH & Co. KG
Hansastr. 27
32423 Minden
Phone: +49571 887-0 | Fax: +49571 887-169
Email: info.de@wago.com | Web: www.wago.com

Do you have any questions about our products?
We are always happy to take your call at +49 (571) 887-44222.