


Color:

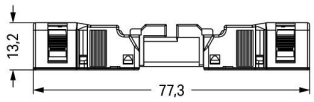


Dimensions in mm

Overall length when mated

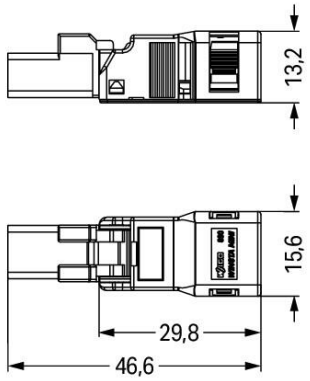


## Item description

### Male connector/plug *WINSTA*® MINI 2-pole

For power and signal transmission: The *WINSTA*® MINI male connector/plug A coding. The pluggable installation connectors with spring pressure connection technology function without screw connections. They allow flexible, error-free installation in numerous applications. The coding options reduce installation errors, allowing fast, secure wiring of all components. The pluggable installation connector is protected in accordance with protection type IP40. Users' fingers and tools will never come into contact with live elements. The *WINSTA*® MINI pluggable installation connector with A coding in white or black is usually used for general mains applications in power distribution. Due to its particularly minimal dimensions, our *WINSTA*® MINI Pluggable Connection System with Push-in CAGE CLAMP® spring pressure connection technology is very suitable in very restricted

Subject to changes. Please also observe the further product documentation!

WAGO GmbH & Co. KG
Hansastr. 27
32423 Minden
Phone: +49571 887-0 | Fax: +49571 887-169
Email: info.de@wago.com | Web: www.wago.com

Do you have any questions about our products?
We are always happy to take your call at +49 (571) 887-44222.

spaces, i.e., for installations when very little room is available. The strip length is 17.5 mm.

## Push-in CAGE CLAMP® spring pressure connection technology – pluggable installation instead of laborious screw connections!

The WINSTA® Pluggable Connection System is perfectly tailored to the very strict requirements of building installation. It makes electrical installation pluggable, and thus faster, more reliable, and error-free. Use of this pre-assembled system reduces time spent on assembly and errors during installation at the construction site. Now you can also lower installation expenses without compromising safety and quality: The *WINSTA®* MINI pluggable installation connector with protection against mismating eliminates the need for servicing and prevents unnecessary downtime.

- 
- effective protection against mismating
- compact design for conductors with a cross-section up to 1.5 mm²
- with A coding for use in a large number of general mains applications
- flexible installation to save space
- convenient installation and commissioning

## Data
## Electrical data

### Ratings per IEC/EN

| | |
|---|---|
| Ratings per | IEC/EN 60664-1 |
| Nominal voltage (III/3) | 250 V |
| Rated impulse voltage (III/3) | 4 kV |
| Rated current | 16 A |
| Legend (ratings) | (III / 3) ≙ Overvoltage category III / Pollution degree 3 |

### Ratings per UL 1977

| | |
|---|---|
| Note for the US market | Some versions may also be used for current interruption in accordance with the UL certificate in select applications with currents below 5 A and voltages up to 600 V. For further information, please contact your local sales office. |
| Rated voltage (UL 1977) | 600 V |
| Rated current UL 1977 | 14 A |

### General information

| | |
|---|---|
| Note on contact resistance | approx. 1 mΩ of contact resistance |

Subject to changes. Please also observe the further product documentation!

WAGO GmbH & Co. KG
Hansastr. 27
32423 Minden
Phone: +49571 887-0 | Fax: +49571 887-169
Email: info.de@wago.com | Web: www.wago.com

Do you have any questions about our products?
We are always happy to take your call at +49 (571) 887-44222.

| | |
|---|---|
| | approx. 0.25 mΩ contact transition plug/socket |

## Connection data

| | |
|---|---|
| Connection points | 2 |
| Total number of potentials | 2 |

## Connection 1

| | |
|---|---|
| Connection technology | Push-in CAGE CLAMP® |
| Actuation type | Operating tool<br>Push-in |
| Nominal cross-section | 1.5 mm² / 16 AWG |
| Solid conductor | 0.25 … 1.5 mm² / 22 … 16 AWG |
| Solid conductor; push-in termination | 0.75 … 1.5 mm² / 20 … 16 AWG |
| Stranded conductor | 0.25 … 1 mm² / 22 … 18 AWG |
| Fine-stranded conductor | 0.25 … 1.5 mm² / 22 … 16 AWG |
| Fine-stranded conductor; with insulated ferrule | 0.25 … 0.75 mm² / 22 … 20 AWG |
| Fine-stranded conductor; with uninsulated ferrule | 0.25 … 0.75 mm² / 22 … 20 AWG |
| Fine-stranded conductor; with ferrule; push-in termination | 0.75 mm² / 20 AWG |
| Strip length | 9 mm / 0.35 inches |
| Pole number | 2 |
| Connectable sheathed cable diameter | 3.8 … 8.2 mm |
| Conductor entry direction to mating direction | 0 ° |
| Strip length (outer insulation) | 17.5 mm |

## Physical data

| | |
|---|---|
| Pin spacing | 4.4 mm / 0.173 inches |
| Width | 15.6 mm / 0.614 inches |
| Height | 13.2 mm / 0.52 inches |
| Depth | 46.5 mm / 1.831 inches |

## Mechanical Data

| | |
|---|---|
| Application | General mains applications |
| Coding | A |
| Coding | No |
| Marking | N L |
| Potential marking | N L |

Subject to changes. Please also observe the further product documentation!

WAGO GmbH & Co. KG
Hansastr. 27
32423 Minden
Phone: +49571 887-0 | Fax: +49571 887-169
Email: info.de@wago.com | Web: www.wago.com

Do you have any questions about our products?
We are always happy to take your call at +49 (571) 887-44222.

| | |
|---|---|
| Mating force of a plug-in connection | approx. 20 … 70 N (depending on pole number) |
| Retention force of a plug-in connection | Locked: > 80 N |
| Unmating force of a plug-in connection | Unlocked: approx. 20 … 70 N (depending on pole number) |
| Mating cycles | 200, without resistive load |
| Protection type | IP40 |

## Plug-in connection

| | |
|---|---|
| Contact type (pluggable connector) | Male connector/plug |
| Connector (connection type) | for conductor |
| Mismating protection | Yes |
| Mismating protection | All *WINSTA*® components are 100% protected against mismating when:<br>a.) plugging different numbers of poles<br>b.) plugging while rotated 180<br>c.) plugging while laterally staggered<br>d.) plugging one pole |
| Locking lever | Can be retrofitted |
| Locking of plug-in connection | locking lever |
| Note on locking system | All connectors for mounted installations (snap-in versions for lighting fixtures or devices, all types of PCB and distribution connectors) are factory-equipped with locking levers to ensure plugs and sockets are securely locked. Additional locking levers are only required for flying leads (plug/socket). |
| Strain relief | Strain relief housing |

## Material Data

| | |
|---|---|
| Note (material data) | Information on material specifications can be found here |
| Color | black |
| Color | gray |
| Material group | I |
| Insulation material | Polyamide (PA66) |
| Flammability class per UL94 | V0 |
| Clamping spring material | Chrome-nickel spring steel (CrNi) |
| Contact material | Copper or copper alloy; surface-treated |
| Contact plating | Tin |
| Fire load | 0.148 MJ |
| Weight | 4.8 g |

Subject to changes. Please also observe the further product documentation!

WAGO GmbH & Co. KG
Hansastr. 27
32423 Minden
Phone: +49571 887-0 | Fax: +49571 887-169
Email: info.de@wago.com | Web: www.wago.com

Do you have any questions about our products?
We are always happy to take your call at +49 (571) 887-44222.

## Environmental requirements

| | |
|---|---|
| Processing temperature | -5 … +40 °C |
| Continuous operating temperature | -35 … +85 °C |
| Note on continuous operating temperature | Insulating parts for temperatures ≤ 105 °C |

## Commercial data

| | |
|---|---|
| eCl@ss 10.0 | 27-44-06-05 |
| eCl@ss 10.0 | 27-44-06-05 |
| ETIM 8.0 | EC002560 |
| ETIM 8.0 | EC002560 |
| PU (SPU) | 50 pcs |
| Packaging type | box |
| Country of origin | DE |
| GTIN | 4055143463638 |
| Customs tariff number | 85366990990 |

## Environmental Product Compliance

| | |
|---|---|
| RoHS Compliance Status | Compliant,No Exemption |

## Approvals / Certificates

### Approvals for marine applications

| Logo | Approval | Additional Approval Text | Certificate name |
|---|---|---|---|
| | **LR**<br>Lloyds Register | EN 61535 | 08/20047 (E2) |

## Counterpart

| | | |
|---|---|---|
| | **Item no.890-102**<br>Socket; with strain relief housing; 2-pole; Cod. A; 1,50 mm²; black | www.wago.com/890-102 |
| | **Item no.890-1606**<br>T-distribution connector; 2-pole; Cod. A; 1 input; 2 outputs; 2 locking levers; black | www.wago.com/890-1606 |

Subject to changes. Please also observe the further product documentation!

WAGO GmbH & Co. KG
Hansastr. 27
32423 Minden
Phone: +49571 887-0 | Fax: +49571 887-169
Email: info.de@wago.com | Web: www.wago.com

Do you have any questions about our products?
We are always happy to take your call at +49 (571) 887-44222.

| | | |
|---|---|---|
| | **Item no.890-1615**<br>T-distribution connector; 2-pole; Cod. A; 1 input; 2 outputs; 3 locking levers; for flying leads; black | www.wago.com/890-1615 |
| | **Item no.890-1634**<br>h-distribution connector; 2-pole; Cod. A; 1 input; 2 outputs; outputs on one side; 2 locking levers; black | www.wago.com/890-1634 |
| | **Item no.890-1636**<br>h-distribution connector; 2-pole; Cod. A; 1 input; 2 outputs; outputs on one side; 3 locking levers; for flying leads; black | www.wago.com/890-1636 |
| | **Item no.890-202**<br>Socket; 2-pole; Cod. A; 1,50 mm²; black | www.wago.com/890-202 |
| | **Item no.890-202/342-000**<br>Socket; with strain relief housing; 2-pole; Cod. A; 1,50 mm²; black | www.wago.com/890-202/342-000 |
| | **Item no.890-702**<br>Snap-in socket; 2-pole; Cod. A; 1,50 mm²; black | www.wago.com/890-702 |
| | **Item no.890-802**<br>Socket for PCBs; straight; 2-pole; Cod. A; black | www.wago.com/890-802 |
| | **Item no.890-802/011-000**<br>Socket for PCBs; angled; 2-pole; Cod. A; black | www.wago.com/890-802/011-000 |
|  | **Item no.891-8992/005-101**<br>pre-assembled interconnecting cable; Eca; Socket/plug; 2-pole; Cod. A; H05VV-F 2 x 1.0 mm²; 1 m; 1,00 mm²; black | www.wago.com/891-8992/005-101 |
|  | **Item no.891-8992/105-101**<br>pre-assembled connecting cable; Eca; Socket/open-ended; 2-pole; Cod. A; H05VV-F 2 x 1.0 mm²; 1 m; 1,00 mm²; black | www.wago.com/891-8992/105-101 |

## Required accessories

### Locking levers

Locking system

| | | |
|---|---|---|
| | **Item no.: 890-111**<br>Locking lever; for flying leads; for tool operation; black | www.wago.com/890-111 |
| | **Item no.: 890-101**<br>Locking lever; for manual operation; black | www.wago.com/890-101 |

Subject to changes. Please also observe the further product documentation!

WAGO GmbH & Co. KG
Hansastr. 27
32423 Minden
Phone: +49571 887-0 | Fax: +49571 887-169
Email: info.de@wago.com | Web: www.wago.com

Do you have any questions about our products?
We are always happy to take your call at +49 (571) 887-44222.

**Item no.: 890-121**
Locking lever; for manual operation; white

www.wago.com/890-121

**Item no.: 890-131**
Locking lever; for flying leads; for tool operation; white

www.wago.com/890-131

## Optional accessories

**Mounting**

Mounting accessories

**Item no.: 890-310**
Mounting carrier; 2- to 5-pole; for flying leads; black

www.wago.com/890-310

**Item no.: 890-311**
Mounting carrier; 2- to 5-pole; for flying leads; white

www.wago.com/890-311

**Cover**

Cover

**Item no.: 897-2001**
Protective cap; Type1; for sockets and plugs; PVC; red

www.wago.com/897-2001

**Tool**

Operating tool

**Item no.: 210-719**
Operating tool; Blade: 2.5 x 0.4 mm; with a partially insulated shaft

www.wago.com/210-719

**Item no.: 890-382**
Operating tool; 2-way; green

www.wago.com/890-382

## Downloads

## Documentation

**Bid Text**

| | | | |
|---|---|---|---|
| 890-212/342-000<br>X81 - Datei | 2019 年2月19 日 | xml<br>3.1 kB | Download |

890-212/342-000

Subject to changes. Please also observe the further product documentation!

WAGO GmbH & Co. KG
Hansastr. 27
32423 Minden
Phone: +49571 887-0 | Fax: +49571 887-169
Email: info.de@wago.com | Web: www.wago.com

Do you have any questions about our products?
We are always happy to take your call at +49 (571) 887-44222.

| | | | |
|---|---|---|---|
| doc - Datei | 2017 年4月13 日 | doc<br>24.1 kB | Download |

## Environmental Product Compliance

### Compliance Search

| | | |
|---|---|---|
| Environmental Product Compliance 890-212/342-000<br>Plug; with strain relief housing; 2-pole; Cod. A; 1,50 mm²; black | URL | Download |

## Installation Notes

### Conductor termination







1. Strip length, outer insulation = 30 mm (2-pole), 37 mm (3-pole), 45 mm (4- and 5-pole)

2. Strip length = 9 mm

3. Extended ground conductor = 8 mm

To terminate fine-stranded conductors, open the clamping unit via screwdriver – 2.5 mm blade width – and insert a stripped conductor until it hits the backstop.
Terminate solid conductors by simply pushing them in.

Subject to changes. Please also observe the further product documentation!

WAGO GmbH & Co. KG
Hansastr. 27
32423 Minden
Phone: +49571 887-0 | Fax: +49571 887-169
Email: info.de@wago.com | Web: www.wago.com

Do you have any questions about our products?
We are always happy to take your call at +49 (571) 887-44222.



To terminate fine-stranded conductors, open clamping units via operating tool (890-382) and insert stripped conductors until they hit backstop.

Terminate solid conductors by simply pushing them in.



To terminate fine-stranded conductors, open clamping units via operating tool (890-383) and insert stripped conductors until they hit backstop.

Terminate solid conductors by simply pushing them in.

**Installation**



Latch the wired connector into the base of the strain relief housing.



Push down strain relief clamp by hand.



WAGO GmbH & Co. KG
Hansastr. 27
32423 Minden
Phone: +49571 887-0 | Fax: +49571 887-169
Email: info.de@wago.com | Web: www.wago.com

Do you have any questions about our products?
We are always happy to take your call at +49 (571) 887-44222.

Push down strain relief clamp with 2.5 mm screwdriver alternately on both sides.



Latch the top of the strain relief housing.

The printed marking of the connector is clearly visible in the openings of the strain relief housing.

## Product family

**WINSTA® MINI**
Show all products from the family

Subject to changes. Please also observe the further product documentation!

WAGO GmbH & Co. KG
Hansastr. 27
32423 Minden
Phone: +49571 887-0 | Fax: +49571 887-169
Email: info.de@wago.com | Web: www.wago.com

Do you have any questions about our products?
We are always happy to take your call at +49 (571) 887-44222.