**Data sheet | Item number: 832-1203**

# 1-conductor male connector; lever; Push-in CAGE CLAMP®; 16 mm²; Pin spacing 10.16 mm; 3-pole; 100% protected against mismating; Silver-plated contacts; 16,00 mm²; light gray

www.wago.com/832-1203



Color:




Subject to changes. Please also observe the further product documentation!

WAGO GmbH & Co. KG
Hansastr. 27
32423 Minden
Phone: +49571 887-0 | Fax: +49571 887-169
Email: info.de@wago.com | Web: www.wago.com

Do you have any questions about our products?
We are always happy to take your call at +49 (571) 887-44222.



**Derating Curve**
1-conductor female connector (832-1102) with
1-conductor male connector (832-1202)
Pin spacing: 10.16 mm / Conductor cross-section: 25 mm² "f-st"
Based on: EN 60512-5-2 / Reduction factor: 0.8

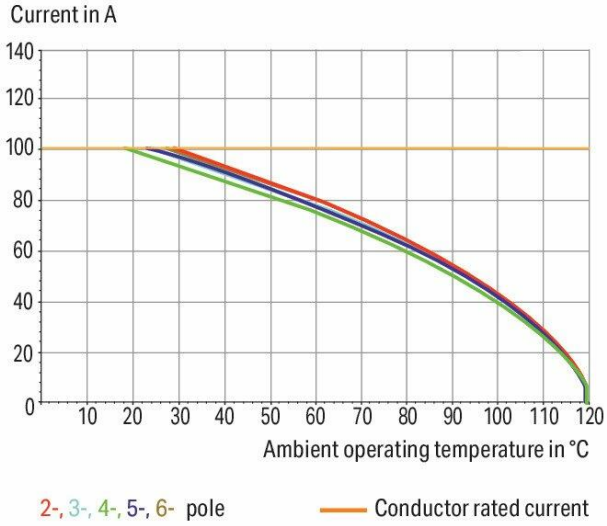


**Derating Curve**
1-conductor female connector (832-1102) with
1-conductor male connector (832-1202)
Pin spacing: 10.16 mm / Conductor cross-section: 16 mm² "f-st"
Based on: EN 60512-5-2 / Reduction factor: 0.8

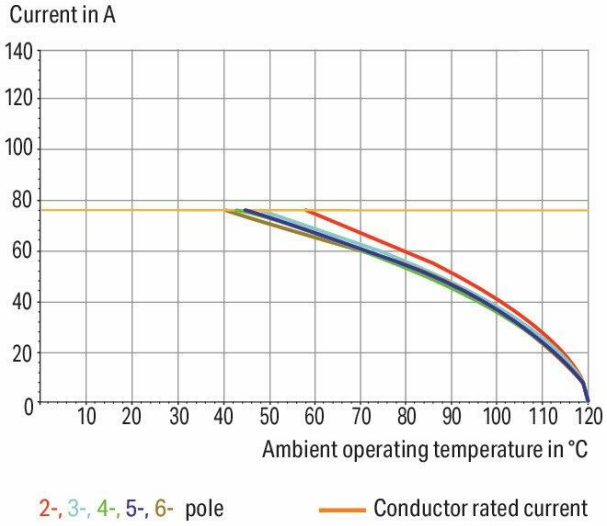


Subject to changes. Please also observe the further product documentation!

WAGO GmbH & Co. KG
Hansastr. 27
32423 Minden
Phone: +49571 887-0 | Fax: +49571 887-169
Email: info.de@wago.com | Web: www.wago.com

Do you have any questions about our products?
We are always happy to take your call at +49 (571) 887-44222.

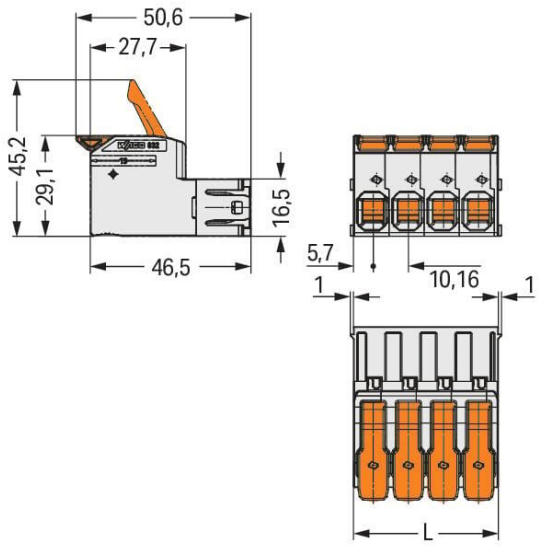


Dimensions in mm

L = (pole no. x pin spacing) + 1.3 mm

## Item description

- Intuitive and tool-free lever actuation
- Universal connection for all conductor types
- Push-in termination of solid or ferruled conductors
- Test slot 0° and 90° to conductor entry
- 100% protected against mismating
- Coding option available

## Data

## Notes

| | |
|---|---|
| Safety information | The *MCS – MULTI CONNECTION SYSTEM* includes connectors without breaking capacity in accordance with DIN EN 61984. When used as intended, these connectors must not be connected /disconnected when live or under load.When used as intended, these connectors must not be connected/disconnected when live or under load. The circuit design should ensure header pins, which can be touched, are not live when unmated. |
| Variants: | Other pole numbers<br>Other versions (or variants) can be requested from WAGO Sales or |



WAGO GmbH & Co. KG
Hansastr. 27
32423 Minden
Phone: +49571 887-0 | Fax: +49571 887-169
Email: info.de@wago.com | Web: www.wago.com

Do you have any questions about our products?
We are always happy to take your call at +49 (571) 887-44222.

configured at https://configurator.wago.com/.

## Electrical data

### Ratings per IEC/EN

| | |
|---|---|
| Ratings per | IEC/EN 60664-1 |
| Nominal voltage (III/3) | 1000 V |
| Rated impulse voltage (III/3) | 8 kV |
| Rated voltage (III/2) | 1000 V |
| Rated impulse voltage (III/2) | 8 kV |
| Nominal voltage (II/2) | 1000 V |
| Rated surge voltage (II/2) | 8 kV |
| Rated current | 76 A |
| Legend (ratings) | (III / 2) ≙ Overvoltage category III / Pollution degree 2 |

### Ratings per UL 1059

| | |
|---|---|
| Approvals per | UL 1059 |
| Rated voltage UL (Use Group B) | 600 V |
| Rated current UL (Use Group B) | 66 A |
| Rated voltage UL (Use Group C) | 600 V |
| Rated current UL (Use Group C) | 66 A |

### Ratings per UL 1977

| | |
|---|---|
| Rated voltage (UL 1977) | 600 V |
| Rated current UL 1977 | 85 A |

### Ratings per CSA

| | |
|---|---|
| Approvals per | CSA |
| Rated voltage CSA (Use Group B) | 600 V |
| Rated current CSA (Use Group B) | 66 A |
| Rated voltage CSA (Use Group C) | 600 V |
| Rated current CSA (Use Group C) | 66 A |

## Connection data

| | |
|---|---|
| Connection points | 3 |
| Total number of potentials | 3 |

Subject to changes. Please also observe the further product documentation!

WAGO GmbH & Co. KG
Hansastr. 27
32423 Minden
Phone: +49571 887-0 | Fax: +49571 887-169
Email: info.de@wago.com | Web: www.wago.com

Do you have any questions about our products?
We are always happy to take your call at +49 (571) 887-44222.

| | |
|---|---|
| Number of connection types | 1 |
| Number of levels | 1 |

## Connection 1

| | |
|---|---|
| Connection technology | Push-in CAGE CLAMP® |
| Actuation type | Lever |
| Solid conductor | 0.75 … 16 mm² / 18 … 4 AWG |
| Fine-stranded conductor | 0.75 … 25 mm² / 18 … 4 AWG |
| Fine-stranded conductor; with insulated ferrule | 0.75 … 16 mm² |
| Fine-stranded conductor; with uninsulated ferrule | 0.75 … 16 mm² |
| Strip length | 18 … 20 mm / 0.71 … 0.79 inches |
| Pole number | 3 |
| Conductor entry direction to mating direction | 0 ° |

## Physical data

| | |
|---|---|
| Pin spacing | 10.16 mm / 0.4 inches |
| Width | 31.78 mm / 1.251 inches |
| Height | 29.1 mm / 1.146 inches |
| Depth | 50.6 mm / 1.992 inches |

## Mechanical Data

| | |
|---|---|
| Coding | Yes |
| Anti-rotation protection | Yes |

## Plug-in connection

| | |
|---|---|
| Contact type (pluggable connector) | Male connector/plug |
| Connector (connection type) | for conductor |
| Mismating protection | Yes |
| Plugging without loss of pin spacing | No |
| Locking of plug-in connection | none |

## Material Data

| | |
|---|---|
| Note (material data) | Information on material specifications can be found here |
| Color | light gray |

Subject to changes. Please also observe the further product documentation!

WAGO GmbH & Co. KG
Hansastr. 27
32423 Minden
Phone: +49571 887-0 | Fax: +49571 887-169
Email: info.de@wago.com | Web: www.wago.com

Do you have any questions about our products?
We are always happy to take your call at +49 (571) 887-44222.

| | |
|---|---|
| Material group | I |
| Insulation material | Polybutylene terephthalate (PBT) |
| Flammability class per UL94 | V0 |
| Clamping spring material | Chrome-nickel spring steel (CrNi) |
| Contact material | Electrolytic copper ($E_{Cu}$) |
| Contact plating | Silver |
| Fire load | 0.67 MJ |
| Color | orange |
| Weight | 37.4 g |

## Environmental requirements

| | |
|---|---|
| Limit temperature range | -60 … +120 °C |
| Processing temperature | -35 … +60 °C |

## Commercial data

| | |
|---|---|
| eCl@ss 10.0 | 27-14-11-06 |
| eCl@ss 10.0 | 27-14-11-06 |
| ETIM 8.0 | EC001284 |
| ETIM 8.0 | EC001284 |
| PU (SPU) | 45 pcs |
| Packaging type | box |
| Country of origin | DE |
| GTIN | 4055143921336 |
| Customs tariff number | 85366990990 |

## Environmental Product Compliance

| | |
|---|---|
| RoHS Compliance Status | Compliant,No Exemption |

## Approvals / Certificates

### General approvals

| Logo | Approval | Additional Approval Text | Certificate name |
|---|---|---|---|
| | **CB**<br>DEKRA Certification B.V. | IEC 61984 | NL-53084 |
| | **CSA**<br>DEKRA Certification B.V. | C22.2 | 70180346 |

Subject to changes. Please also observe the further product documentation!

WAGO GmbH & Co. KG
Hansastr. 27
32423 Minden
Phone: +49571 887-0 | Fax: +49571 887-169
Email: info.de@wago.com | Web: www.wago.com

Do you have any questions about our products?
We are always happy to take your call at +49 (571) 887-44222.

| | | | |
|---|---|---|---|
| | **KEMA/KEUR**<br>DEKRA Certification B.V. | EN 61984 | 71-104731 |
| | **UL**<br>Underwriters Laboratories Inc. | C22.2 No. 158 | E45172 |

## Counterpart

| | | |
|---|---|---|
| | **Item no.832-1103**<br>1-conductor female connector; lever; Push-in CAGE CLAMP®; 16 mm²; Pin spacing 10.16 mm; 3-pole; 100% protected against mismating; Silver-plated contacts; 16,00 mm²; light gray | www.wago.com/832-1103 |
| | **Item no.832-1103/037-000**<br>1-conductor female connector; lever; Push-in CAGE CLAMP®; 16 mm²; Pin spacing 10.16 mm; 3-pole; 100% protected against mismating; Lateral locking levers; Silver-plated contacts; 16,00 mm²; light gray | www.wago.com/832-1103/037-000 |
| | **Item no.832-1103/313-000**<br>1-conductor female connector; lever; Push-in CAGE CLAMP®; 16 mm²; Pin spacing 10.16 mm; 3-pole; 100% protected against mismating; Lateral locking levers; Strain relief plate; Silver-plated contacts; 16,00 mm²; light gray | www.wago.com/832-1103/313-000 |
| | **Item no.832-1103/323-000**<br>1-conductor female connector; lever; Push-in CAGE CLAMP®; 16 mm²; Pin spacing 10.16 mm; 3-pole; 100% protected against mismating; Centered locking levers; Silver-plated contacts; 16,00 mm²; light gray | www.wago.com/832-1103/323-000 |
| | **Item no.832-1103/333-000**<br>1-conductor female connector; lever; Push-in CAGE CLAMP®; 16 mm²; Pin spacing 10.16 mm; 3-pole; 100% protected against mismating; Strain relief plate; Silver-plated contacts; 16,00 mm²; light gray | www.wago.com/832-1103/333-000 |
| | **Item no.832-1103/343-000**<br>1-conductor female connector; lever; Push-in CAGE CLAMP®; 16 mm²; Pin spacing 10.16 mm; 3-pole; 100% protected against mismating; Centered locking levers; Strain relief plate; Silver-plated contacts; 16,00 mm²; light gray | www.wago.com/832-1103/343-000 |
| | **Item no.832-1103/037-000/306-000**<br>1-conductor female connector; lever; Push-in CAGE CLAMP®; 16 mm²; Pin spacing 10.16 mm; 3-pole; 100% protected against mismating; Lateral locking levers; DIN-35 rail/panel mounting; Silver-plated contacts; 16,00 mm²; light gray | www.wago.com/832-1103/037-000/306-000 |

**Item no.832-1103/306-000**

Subject to changes. Please also observe the further product documentation!

WAGO GmbH & Co. KG
Hansastr. 27
32423 Minden
Phone: +49571 887-0 | Fax: +49571 887-169
Email: info.de@wago.com | Web: www.wago.com

Do you have any questions about our products?
We are always happy to take your call at +49 (571) 887-44222.

1-conductor female connector; lever; Push-in CAGE CLAMP®; 16 mm²; Pin spacing 10.16 mm; 3-pole; 100% protected against mismating; DIN-35 rail/panel mounting; Silver-plated contacts; 16,00 mm²; light gray

www.wago.com/832-1103/306-000

## Optional accessories

### Mounting

Mounting accessories

**Item no.: 832-300**
Locking device; for feed-through mounting; 2 parts; light gray

www.wago.com/832-300

### Ferrule

Ferrule

**Item no.: 216-284**
Ferrule; Sleeve for 1.5 mm² / AWG 16; insulated; electro-tin plated; electrolytic copper; gastight crimped; acc. to DIN 46228, Part 4/09.90; black

www.wago.com/216-284

**Item no.: 216-286**
Ferrule; Sleeve for 2.5 mm² / AWG 14; insulated; electro-tin plated; electrolytic copper; gastight crimped; acc. to DIN 46228, Part 4/09.90; blue

www.wago.com/216-286

**Item no.: 216-287**
Ferrule; Sleeve for 4 mm² / AWG 12; insulated; electro-tin plated; electrolytic copper; gastight crimped; acc. to DIN 46228, Part 4/09.90; gray

www.wago.com/216-287

**Item no.: 216-288**
Ferrule; Sleeve for 6 mm² / AWG 10; insulated; electro-tin plated; electrolytic copper; gastight crimped; acc. to DIN 46228, Part 4/09.90; yellow

www.wago.com/216-288

**Item no.: 216-289**
Ferrule; Sleeve for 10 mm² / AWG 8; insulated; electro-tin plated; electrolytic copper; gastight crimped; acc. to DIN 46228, Part 4/09.90; red

www.wago.com/216-289

## Downloads

### Documentation

#### Additional Information

| | | | |
|---|---|---|---|
| Technical Section<br>Technical explanations | 2019 年4月3日 | pdf<br>2.0 MB | Download |

## CAD/CAE-Data

### PCB Design

| | | |
|---|---|---|
| Symbol and Footprint 832-1203 | URL | Download |

Subject to changes. Please also observe the further product documentation!

WAGO GmbH & Co. KG
Hansastr. 27
32423 Minden
Phone: +49571 887-0 | Fax: +49571 887-169
Email: info.de@wago.com | Web: www.wago.com

Do you have any questions about our products?
We are always happy to take your call at +49 (571) 887-44222.

CAx data for your PCB design, consisting of "schematic symbols and PCB footprints", allow easy integration of the WAGO component into your development environment.

**Supported formats:**

- Accel EDA 14 & 15
- Altium 6 to current version
- Cadence Allegro
- DesignSpark
- Eagle Libraries
- KiCad
- Mentor Graphics BoardStation
- Mentor Graphics Design Architect
- Mentor Graphics Design Expedition 99 and 2000
- OrCAD 9.X PCB and Capture
- PADS PowerPCB 3, 3.5, 4.X, and 5.X
- PADS PowerPCB and PowerLogic 3.0
- PCAD 2000, 2001, 2002, 2004, and 2006
- Pulsonix 8.5 or newer
- STL
- 3D STEP
- TARGET 3001!
- View Logic ViewDraw
- Quadcept
- Zuken CadStar 3 and 4
- Zuken CR-5000 and CR-8000

PCB Component Libraries (EDA), PCB CAD Library Ultra Librarian

**CAE data**

| | | |
|---|---|---|
| ZUKEN Portal 832-1203 | URL | Download |

**CAD data**

| | | |
|---|---|---|
| 2D/3D Models 832-1203 | URL | Download |

## Environmental Product Compliance

**Compliance Search**

Environmental Product Compliance 832-1203
Subject to changes. Please also observe the further product documentation!

WAGO GmbH & Co. KG
Hansastr. 27
32423 Minden
Phone: +49571 887-0 | Fax: +49571 887-169
Email: info.de@wago.com | Web: www.wago.com

Do you have any questions about our products?
We are always happy to take your call at +49 (571) 887-44222.

URL Download

1-conductor male connector; lever; Push-in CAGE CLAMP®; 16 mm²; Pin spacing 10.16 mm; 3-pole; 100% protected against mismating; Silver-plated contacts; 16,00 mm²; light gray

## Installation Notes

### Conductor termination



Fine-stranded wires, connected

### Conductor termination



Insert fine-stranded conductors – and remove all conductors – via operating tool.

## Product family

**MCS MAXI 16**
Show all products from the family

Subject to changes. Please also observe the further product documentation!

WAGO GmbH & Co. KG
Hansastr. 27
32423 Minden
Phone: +49571 887-0 | Fax: +49571 887-169
Email: info.de@wago.com | Web: www.wago.com

Do you have any questions about our products?
We are always happy to take your call at +49 (571) 887-44222.